

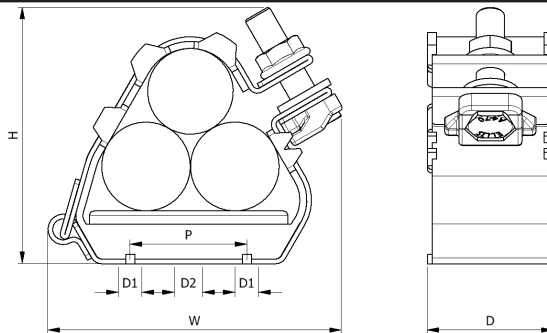
ELLIS

Holding Power

DATA SHEET

EMPEROR TREFOIL

- 316L STAINLESS STEEL FRAME AND FIXINGS
- SOFT LSF POLYMERIC LINER PROTECTS CABLE SHEATH
- CAPTIVE CLOSURE FIXINGS FOR FAST INSTALL
- SHORT CIRCUIT AND MECHANICALLY TESTED TO IEC 61914
- ABS AND DNV TYPE APPROVED AND ALSO UL LISTED



PART NO.	CABLE RANGE		DIMENSIONS (mm)				FIXING HOLES (D1 & D2)	WEIGHT (g)
	MIN ϕ (mm)	MAX ϕ (mm)	W	H	D	P		
ER19-23	19	23	96	83	54	25	2 x M10 + 1 x M12	425
ER23-28	23	28	96	83	54	25	2 x M10 + 1 x M12	425
ER27-32	27	32	97	88	54	25	2 x M10 + 1 x M12	440
ER30-35	30	35	99	91	54	25	2 x M10 + 1 x M12	445
ER33-38	33	38	103	95	54	25	2 x M10 + 1 x M12	460
ER36-42	36	42	124	100	54	50	2 x M10 + 1 x M12	600
ER40-46	40	46	125	106	54	50	2 x M10 + 1 x M12	605
ER44-50	44	50	130	117	54	50	2 x M10 + 1 x M12	630
ER48-55	48	55	132	121	54	50	2 x M10 + 1 x M12	640
ER51-58	51	58	136	128	54	50	2 x M10 + 1 x M12	650
ER55-62	55	62	160	135	54	75	2 x M10 + 1 x M12	810
ER59-66	59	66	163	143	54	75	2 x M10 + 1 x M12	825
ER63-70	63	70	166	151	54	75	2 x M10 + 1 x M12	850
ER67-74	67	74	169	158	54	75	2 x M10 + 1 x M12	850
ER71-78	71	78	172	165	54	75	2 x M10 + 1 x M12	890
ER74-82	74	82	177	171	54	75	2 x M10 + 1 x M12	890
ER77-85	77	85	183	177	54	75	2 x M10 + 1 x M12	905
ER82-88	82	88	191	187	54	75	2 x M10 + 1 x M12	820
ER88-96	88	96	207	203	54	75	2 x M10 + 1 x M12	890
ER96-103	96	103	221	218	54	75	2 x M10 + 1 x M12	940
ER103-111	103	111	237	235	54	75	2 x M10 + 1 x M12	950
ER111-119	111	119	253	250	54	75	2 x M10 + 1 x M12	1010
ER119-128	119	128	265	275	54	75	2 x M10 + 1 x M12	1220

ELLIS

Holding Power

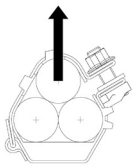
DATA SHEET

EMPEROR TREFOIL

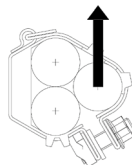
TESTING SUMMARY

Emperor Cleats have been tested in line with the International Standard 'Cable Cleats for Electrical Installations' IEC 61914:2021. Typical results are detailed below, please note that these testing values are maximums and safety factors appropriate to your application should be used:

PROPERTY	CLASSIFICATION CLAUSE IEC 61914	UNITS / CLASSIFICATION	TEST DATA
CLEAT TYPE	6.1.3	COMPOSITE	
TEMP. FOR PERMANENT APPLICATION	6.2	°C	-40 - 60
UV RESISTANCE	6.5.1.2	XENON ARC METHOD A	PASS
CORROSION RESISTANCE	6.5.2.2	HIGH	316L STAINLESS STEEL HAS ≥16% CHROMIUM
IMPACT RATING	6.3.5	VERY HEAVY	PASS
FLAME PROPAGATION TEST	10.0, 10.1	APPLICATION TIME ≥30s	PASS
AXIAL LOAD RATING	6.4.3, 9.4	NEWTONS (N)	400
LATERAL LOAD RATING	6.4.2, 9.3	NEWTONS (N)	HORIZONTAL - 650N VERTICAL -1000N
RESISTANCE TO ELECTROMECHANICAL FORCE (SHORT CIRCUIT TESTING)	6.4, 6.4.4, 9.5	CLEATS AT 300MM INTERVALS (WITHSTANDING ONE SHORT CIRCUIT)	195kA (REPORT No. PDL- 09.098.2) CABLE OD= Ø38mm (IEC 61914:2009)
RESISTANCE TO ELECTROMECHANICAL FORCE (SHORT CIRCUIT TESTING)	6.4, 6.4.5, 9.5	CLEATS AT 600MM INTERVALS (WITHSTANDING MORE THAN ONE SHORT CIRCUIT)	149kA (REPORT No. PDL- 17.137.4) CABLE OD= Ø36mm



LATERAL LOAD 'VERTICAL' DIRECTION



LATERAL LOAD 'HORIZONTAL DIRECTION'



Conduit & cable hardware 4CG8 with AH-2
& wet locations. Listed sizes: ER19-23 to
ER82-88.

LONDON UNDERGROUND

Emperor Cable Cleats are compliant with the
requirements of LUL-1085. Product register
number 362.

This data sheet is subject to change without notice. The information provided has been generated in laboratory conditions, as such results in use may vary.

ELLIS PATENTS LTD.

www.ellispatents.co.uk

ISSUE 04 18/10/22

2 / 2